



Fully recommended by the UK's Department for Education

MATHS IS AN ADVENTURE



Created in partnership with



Pearson

Now includes
Reception
resources for
your littlest
learners!



Make maths an adventure

Maths is an adventure for children (and adults) to be immersed in, get creative with, make mistakes, and conquer!

Power Maths is a whole-class mastery programme designed to spark curiosity and excitement and help you nurture confidence in maths.

The only mastery programme created in partnership with White Rose Maths, it's written specifically for UK curriculum by leading mastery experts, and comes recommended by the UK's Department for Education (DfE).*



*Power Maths KS1 and KS2 have been judged by the DfE panel to meet the core criteria for a high-quality textbook.

Is this right for me?

A world-class and unique whole-class mastery teaching model.

Exciting growth mindset and problem solving approach sparks curiosity and excitement and helps equip children with deeper conceptual understanding.

The **whole-class approach** meets specific needs of children and classrooms following a UK curriculum.

High-quality textbooks **recommended by the UK's Department for Education.**

Combines interactive teaching tools and resources, quality textbooks and practice books, and on going professional development.

Affordable and flexible packages to suit your needs and budget - no extortionate adoption (or ongoing) costs.



A world-class collaboration

Power Maths is based on extensive research into maths teaching around the world, and is written by world-leading educational experts with years of experience in embedding effective mastery approaches.

- **Tony Staneff, Series Editor** - Vice Principal at Trinity Academy in Halifax, UK, and lead of a team of mastery experts supporting schools across the UK in introducing teaching for mastery methods.



+ A team of experienced authors

- **Jenny Lewis, Stephen Monaghan, Beth Smith and Kelsey Brown** – mastery experts and experienced maths teachers within Trinity Multi-Academy Trust, UK.
- **Josh Lury** – a maths specialist teacher, experienced author and maths consultant.
- **Cherri Moseley** – an experienced maths author, ex-teacher and accredited National Centre for Excellence in Teaching Mathematics (NCETM) professional development provider.
- **Paul Wrangles** – experienced maths author and ex-teacher.

+ Series Consultant and Author, Professor Jian Liu, and his team of 12 mastery expert authors

Professor Liu has developed one of the most popular maths textbook programmes in China, used by over 20 million children. He and his team of authors are all highly experienced in intelligent practice and in embedding key maths concepts through a concrete-pictorial-abstract approach.

+ A group of 15 teachers and maths co-ordinators.


Power Maths has also been developed alongside teachers to ensure it meets all the specific needs of children.

The Power Maths approach

- 1 At the heart of Power Maths is the belief that all children can achieve. It's built around a child-centred lesson design that models and embeds a growth mindset approach to maths.

- 2 Power Maths is structured around a whole-class interactive teaching model that focuses on helping all children to build a deep understanding of maths concepts and a confidence in maths.

- 3 Power Maths takes a continuous and embedded approach to teacher support and professional development, particularly in terms of subject knowledge and managing the whole class teaching for mastery approach.



“Power Maths includes intellectually demanding and knowledge rich resources with world-class content, ideas and support that combine powerfully to reduce workload.”

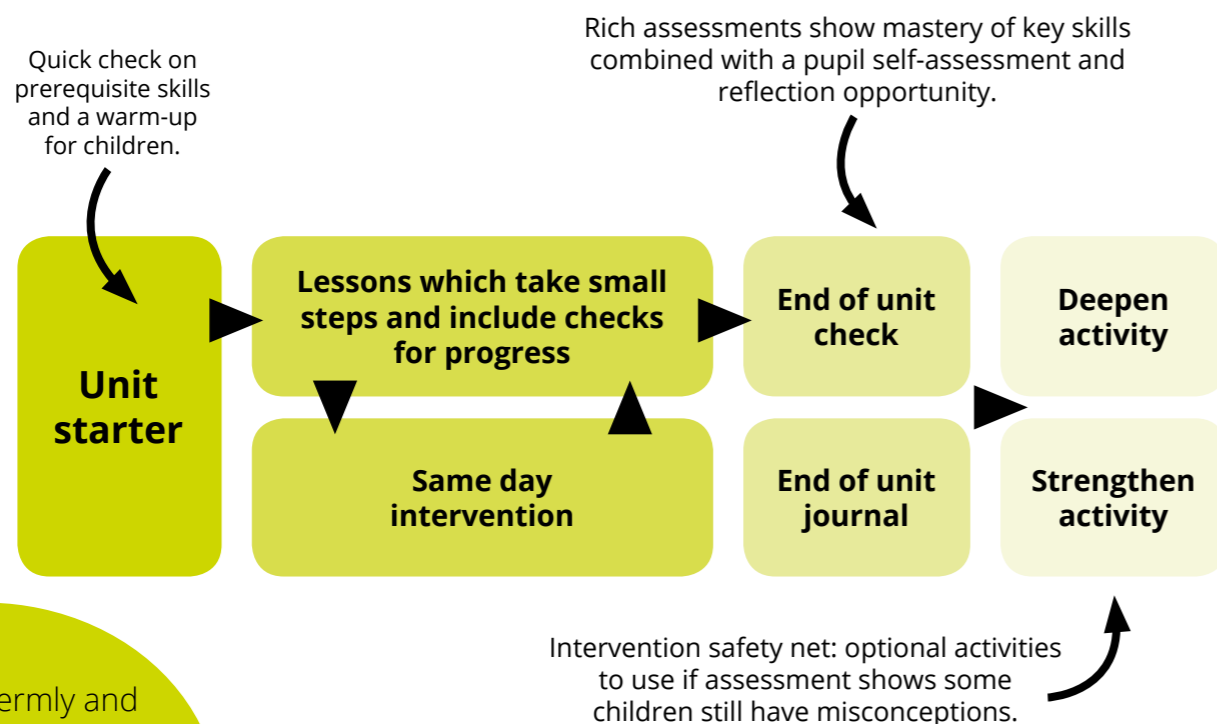
John Dabell, former Primary Teacher and trained Ofsted Inspector, UK.



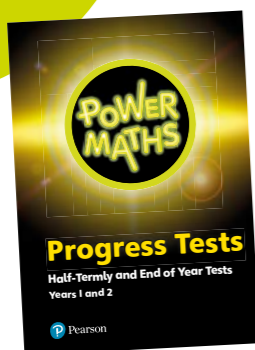
The Power Maths teaching model

Power Maths is structured to help you teach concepts for longer and to go deeper. For each year group, the curriculum strands have been broken down into **core concepts**. These are taught in blocks of lessons so you can give sufficient time to developing a deep and sustainable understanding of core maths concepts. Each concept has also been broken down into **small steps** (lessons). Each lesson and concept builds on prior knowledge to help children build a robust and deep understanding of the concept before moving on.

The unit teaching and learning sequence




NEW half-termly and end of year SATs style progress tests to support you to reliably track progress against Age Related Expectations every step of the way.



Assessment

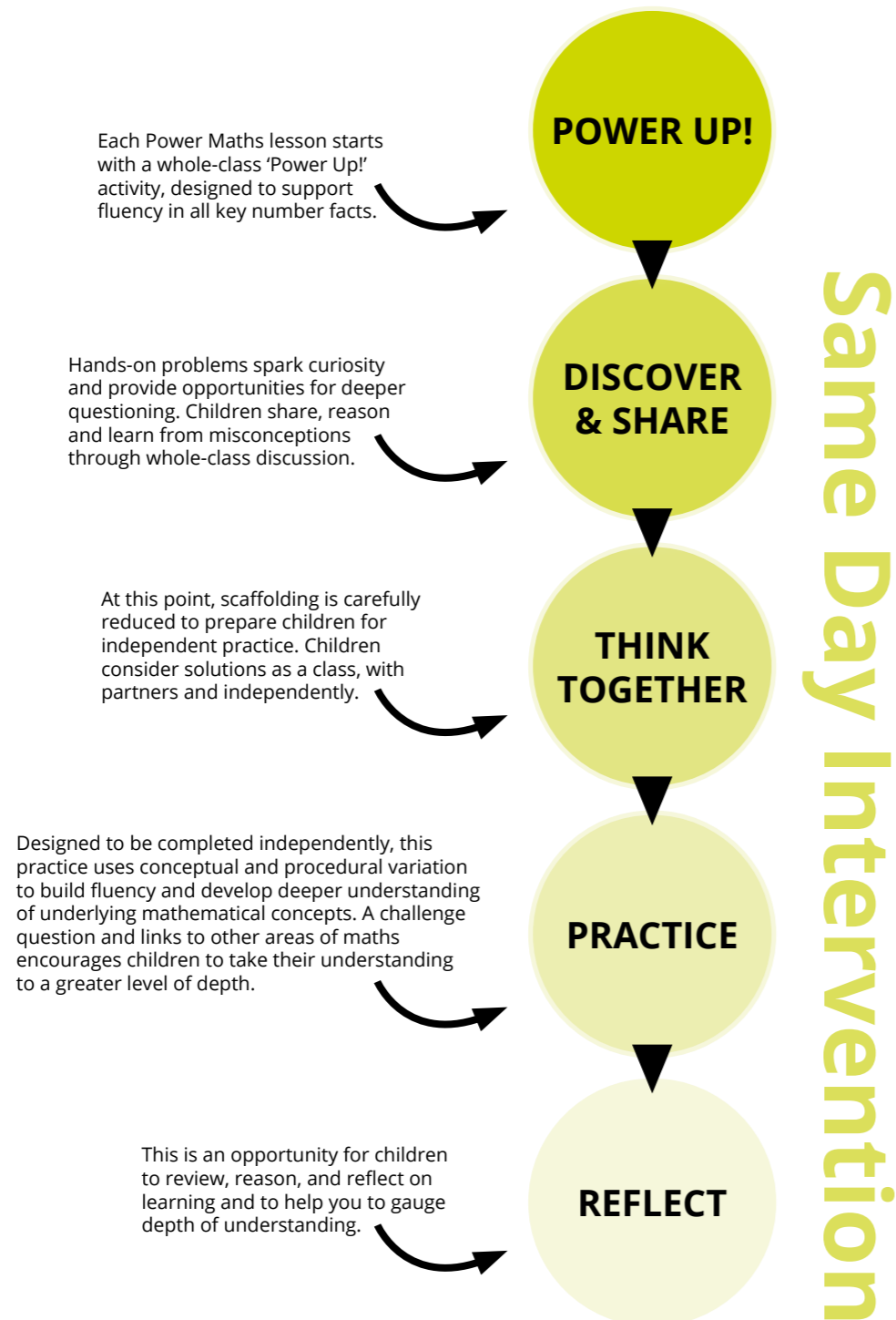
Assessment in Power Maths is integrated throughout the lessons and unit structure of the textbooks. This helps you to make regular assessments of children's understanding to inform your teaching and assess progress. At Key Stage 1, assessments are designed to be rich and child-friendly to avoid stress, and to support you in keeping the whole class progressing together. Opportunities for same-day intervention and advice for deepening children's understanding are built in.

Perfectly aligned to the White Rose Maths progressions and schemes of work.



The Power Maths lesson sequence

Written to support the National Centre for Excellence in Teaching Mathematics (NCETM) definition of mastery, the lesson sequence in Power Maths focuses on supporting children's understanding of core concepts and building their mathematical confidence. Each lesson is divided into evidence-based sections that take children on a journey through discovery, sharing of ideas, scaffolded practice, independent practice and reflection.



New Power Maths Reception

Make maths an adventure for your littlest learners!

Power Maths Reception brings everything that schools love about Power Maths together with beautiful new resources tailor-made for your Reception children. Developed in conjunction with White Rose Maths, Power Maths Reception is written by a team of Mastery Specialists and Early Years advisors.



Take a closer look...

Journal

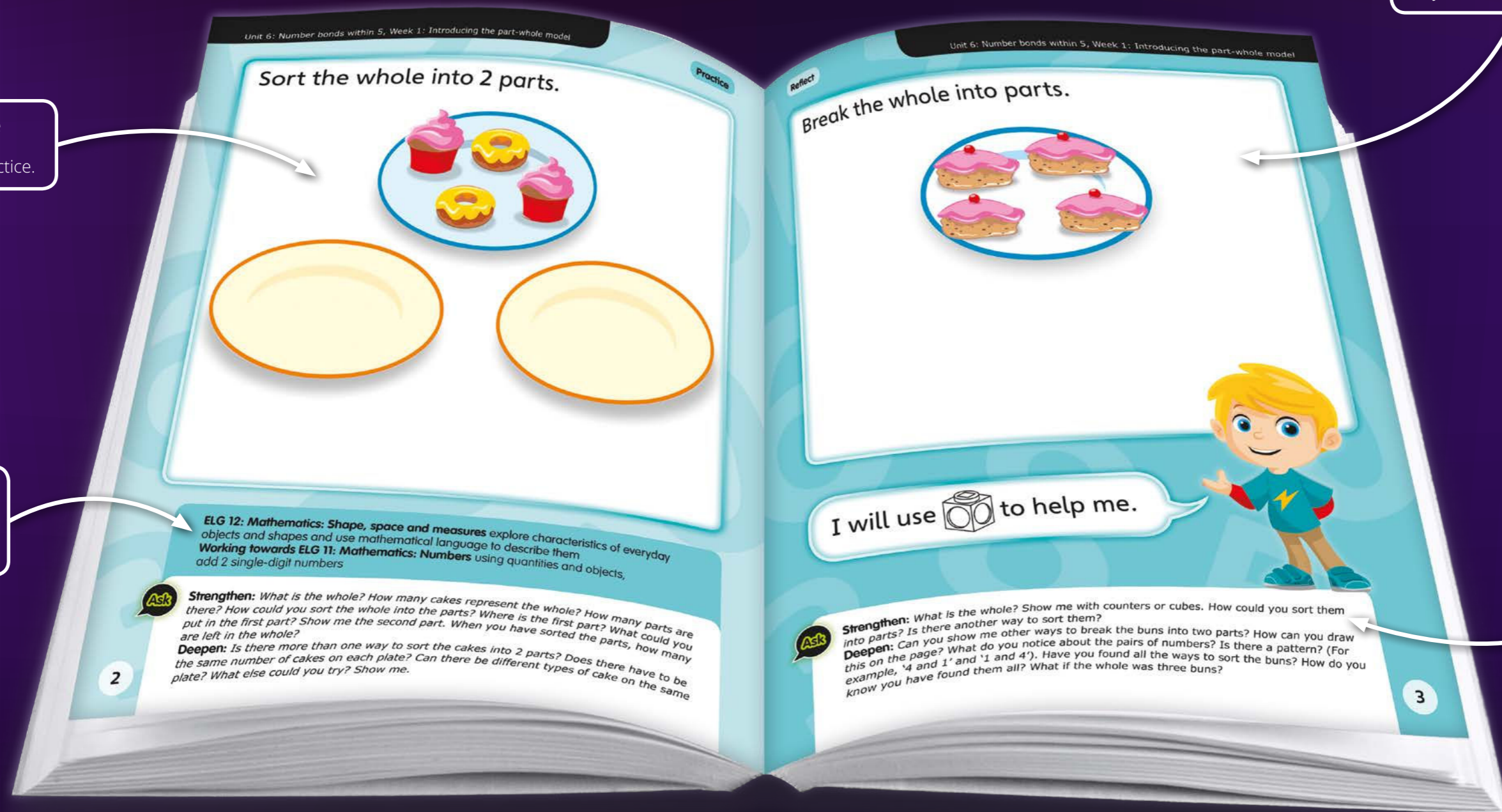
The Maths Journals are designed to allow children to demonstrate their understanding in a way they choose, e.g. through drawing or placing objects on the page, or through discussion with an adult.

The right-hand pages are less structured so that children can demonstrate how much they know in their own way.

Left-hand page gives carefully structured practice.

Early Learning Goal (ELG) helps you to assess children's learning.

Teacher notes support you or your TA to guide and stretch children.



ELG 12: Mathematics: Shape, space and measures explore characteristics of everyday objects and shapes and use mathematical language to describe them
Working towards ELG 11: Mathematics: Numbers using quantities and objects, add 2 single-digit numbers

Ask **Strengthen:** What is the whole? How many cakes represent the whole? How could you sort the whole into the parts? Where is the first part? How many parts are left in the whole?
Deepen: Is there more than one way to sort the cakes into 2 parts? Does there have to be the same number of cakes on each plate? Can there be different types of cake on the same plate? What else could you try? Show me.

I will use [two dice] to help me.

Ask **Strengthen:** What is the whole? Show me with counters or cubes. How could you sort them into parts? Is there another way to sort them?
Deepen: Can you show me other ways to break the buns into two parts? How can you draw this on the page? What do you notice about the pairs of numbers? Is there a pattern? (For example, '4 and 1' and '1 and 4'). Have you found all the ways to sort the buns? How do you know you have found them all? What if the whole was three buns?

Take a closer look...

Textbooks

The powerful lesson structure of Power Maths comes to life through the high-quality textbooks. They provide a coherent structure through the curriculum and support children on their journey to deeper understanding. The textbooks set out the core learning objectives for the whole class.

“Taking pride of place are rigorously designed, high quality textbooks that offer real curriculum coherence.”
John Dabell, former Primary Teacher and trained Ofsted Inspector, UK

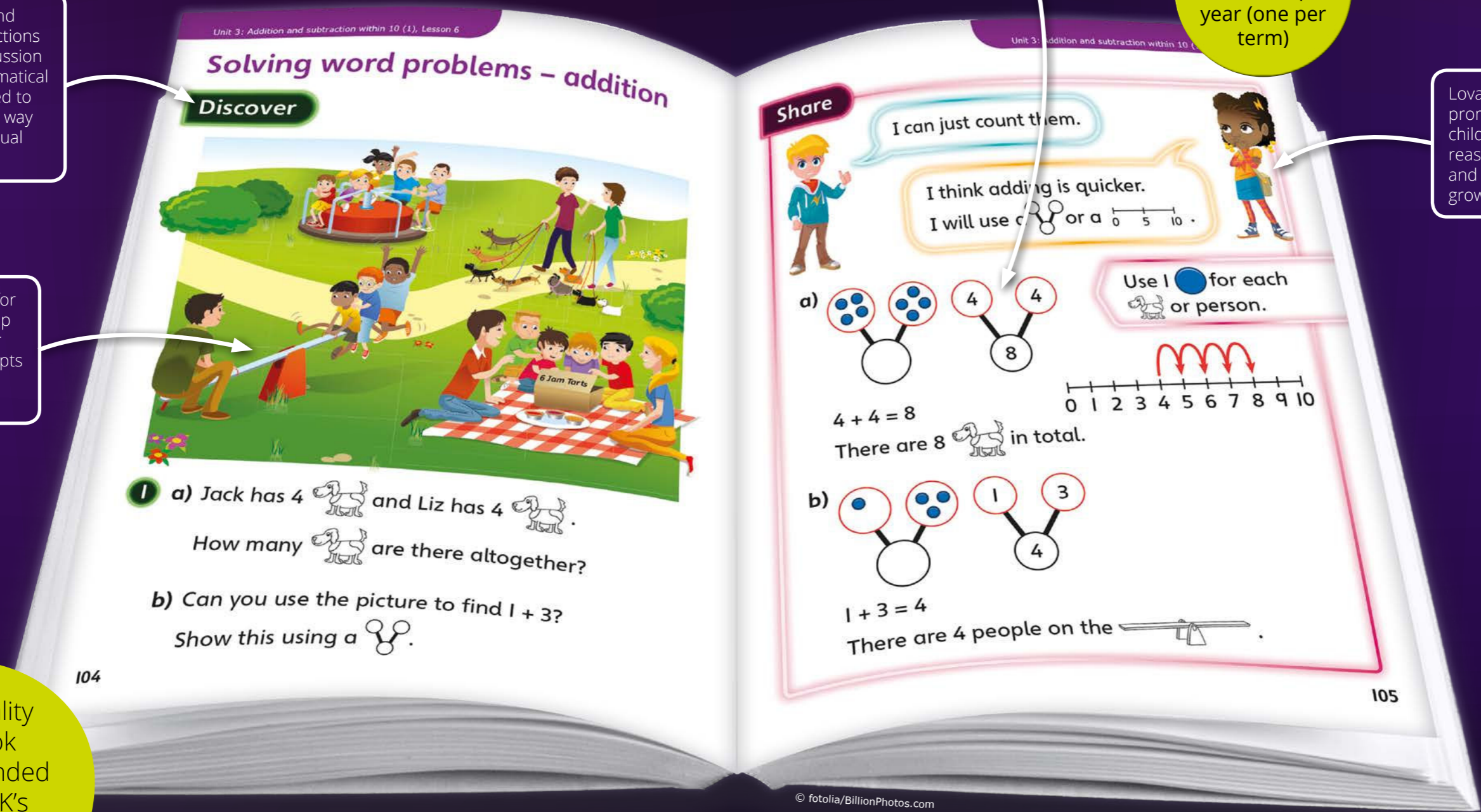
Clear mathematical structures and representations (using the Concrete-Pictorial-Abstract approach) ensure children make connections and grasp concepts.

x3
Textbooks per year (one per term)

‘Discover’, ‘Share’ and ‘Think Together’ sections help promote discussion and ensure mathematical ideas are introduced to children in a logical way to support conceptual understanding.

Engaging contexts for problem solving help children to discover patterns and concepts for themselves in a meaningful way.

Lovable characters prompt and question children to promote reasoning skills and help to build a growth mindset.



High-quality textbook recommended by the UK's Department for Education*

*Power Maths KS1 and KS2 has been judged by the DfE panel to meet the core criteria for a high-quality textbook.

Take a closer look...

Practice Books

The Practice Books provide just the right amount of intelligent practice for children to complete independently in the final section of the lesson.

The practice questions are for everyone - each question varies one small element to move children on in their thinking. Look at the different parts in question one!

All practice questions are carefully developed to reveal misconceptions.

x3
Practice Books per year (one per term)

'Reflect' questions help children to reason and show how deep their understanding is before moving on.

Reflect

Joe has tried to add 454 and 134. Explain the mistakes he has made.

H	T	O
4	5	4
1	4	3
6	9	7

● _____
● _____
● _____



Addition and subtraction of 100s

1 Fill in the boxes and spaces in these additions.

a)

Hundreds	Tens	Ones

H	T	O
<input type="text"/>	2	<input type="text"/>
5	4	<input type="text"/>
<input type="text"/>	<input type="text"/>	<input type="text"/>

b)

Hundreds	Tens	Ones

H	T	O
<input type="text"/>	<input type="text"/>	<input type="text"/>
<input type="text"/>	<input type="text"/>	<input type="text"/>
<input type="text"/>	<input type="text"/>	<input type="text"/>

c)

Hundreds	Tens	Ones

H	T	O
<input type="text"/>	<input type="text"/>	<input type="text"/>
<input type="text"/>	<input type="text"/>	<input type="text"/>
7	4	8

2 Complete these additions. Try to do the last one mentally.

a)

H	T	O
3	4	2
+	4	5
<input type="text"/>	<input type="text"/>	<input type="text"/>

b)

H	T	O
2	6	0
+	7	1
<input type="text"/>	<input type="text"/>	<input type="text"/>

c)

H	T	O
3	7	4
+		2
<input type="text"/>	<input type="text"/>	<input type="text"/>

d) $311 + 583 = \square$ e) $400 + 425 = \square$

3 There are 235 boys and 312 girls in the school. How many children are there in total?

4 Fill in the boxes in these additions.

a)

H	T	O
1	8	6
+	3	<input type="text"/>
	4	9
		8

b)

H	T	O
3	<input type="text"/>	0
+	<input type="text"/>	4
	5	4
		5

c) $548 + \square = 678$

Power Maths characters encourage and challenge children to develop growth mindsets and work flexibly.

Calculations are connected so that children think about the underlying concept. In question three, children have to write out the calculation to find the answer. Concepts are presented differently again in question four to challenge children.

'Challenge' questions encourage children to go deeper.

Take a closer look...

Teacher Guides

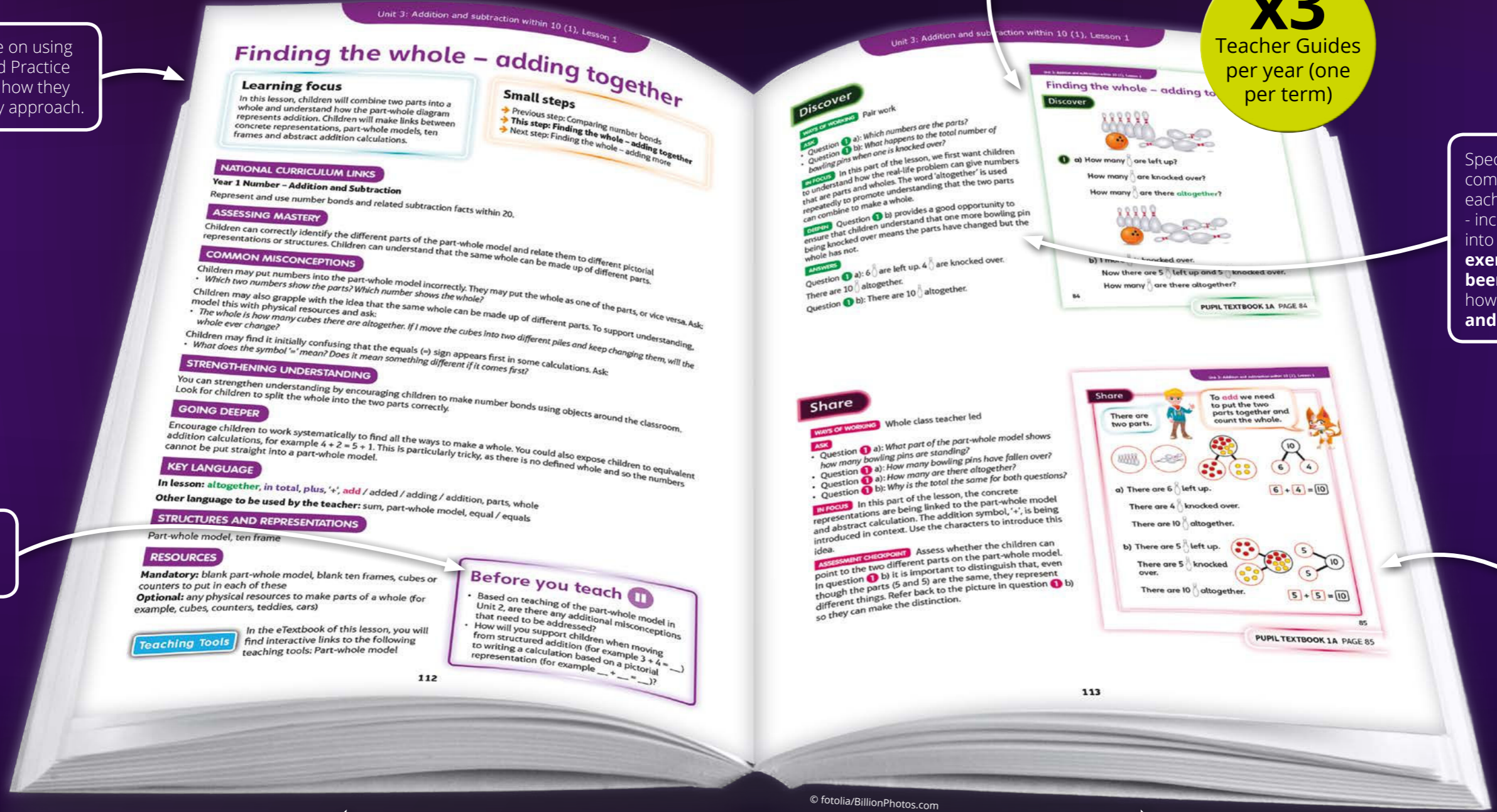
The Power Maths Teacher Guides provide expert support for your day-to-day teaching, and offer opportunities for you to develop your subject knowledge, and to reflect and continue your professional development.

Focused support for each mathematical concept within the Power Maths progression, including **important structures and representations, key language, common misconceptions** and **intervention strategies**.

“The teacher guides provide unparalleled backing for day-to-day teaching and explain how to support a mastery approach...The guides are easily the best I have seen.”
John Dabell, former Primary Teacher and trained Ofsted Inspector, UK

x3
Teacher Guides per year (one per term)

Provides guidance on using the Textbooks and Practice Books, explaining how they support a mastery approach.



Specific advice and commentary for each pupil book page - including insight into **why tasks and exercises have been selected**, and how to **strengthen and deepen** learning.

Teacher reflection questions before and after every lesson!

For Reception, the Teach Guides support teachers in building their own conceptual understanding and include weekly suggestions for activities you can set up for children to explore through the week.

Support with key strategies such as modelling a growth mindset, **assessing mastery**, speedy **same-day intervention**, **C-P-A approaches** and using key mathematical structures and representations.

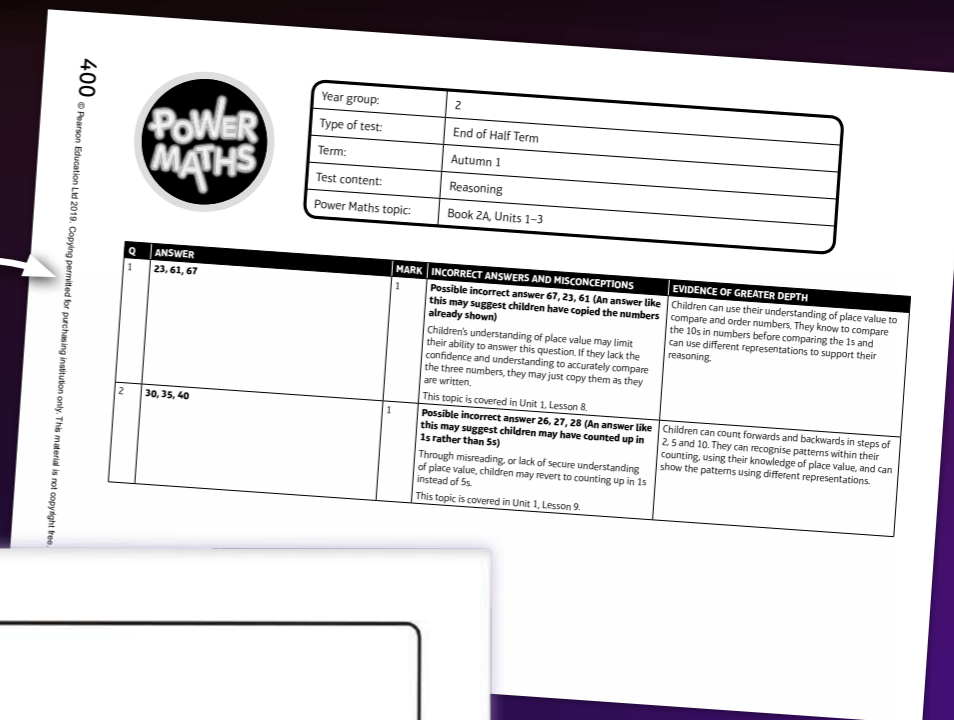
Templates for teacher reflection, lesson study, and tracking pupil progress.

Take a closer look...

Half-termly and End of Year Progress Tests

The SATs-style Power Maths Progress tests have been designed by a team of mastery and assessment experts.

Confidently identify misconceptions using our diagnostic assessment tools - these include mark schemes with correct answers, likely incorrect answers and strategies to address the misconceptions.



Reliably track your children's progress against Age Related Expectations every step of the way.

1 Here are three number cards.

67
23
61

Write them in order starting with the smallest.

smallest largest

[1 mark]

2 Peter counts up in 5s. He starts with the number 15.

What are the next 3 numbers? Write them in the number track below.

15	20	25			
----	----	----	--	--	--

[1 mark]

3 Count the dots.

There are dots in total.

[1 mark]

Each progress test is mapped to our innovative 6-step reporting scale to help you with more granular progress tracking. The 6-step scale has been mapped to the SATs content and cognitive domains so you can be confident about your progress judgments.

Learn more about assessment in Power Maths and download FREE samples.
www.pearsonglobalschools.com/PowerMathsAssessment


Take a closer look...

Online toolkit

The online Power Maths toolkit contains all the digital resources you need to support your whole-class teaching. A subscription to Power Maths gives you access to:

Flashcards

The online flashcards use **real-life contexts** to introduce new concepts and prompt mathematical discussion.



eTextbooks

A digital version of the Power Maths textbook allows you to share the textbook questions as a class with ease. It also contains links to the relevant teaching tools, 'Power Up!' activities, and teacher guide pages so you have **everything at your fingertips**.



'Power Up!' activities

These daily fluency activities accompany each lesson to aid **fluency in key number facts**.

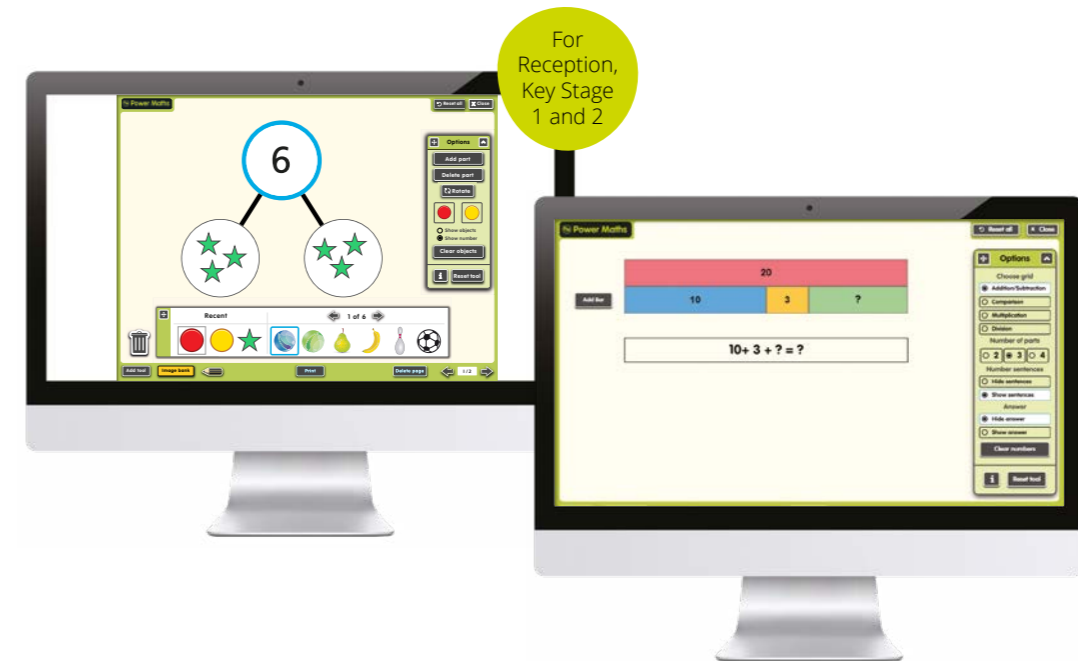


Online versions of Teacher Guide pages

Access PDF pages from the Teacher Guides for **unit-level and lesson-level support**, as well as guidance for key strategies and progress-tracking templates.

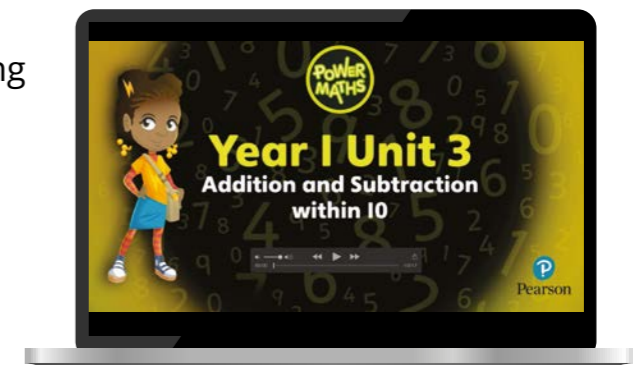
Teaching tools

Interactive versions of the **key mathematical structures and representations** used in the books e.g. part-whole model and bar model.



Subject knowledge videos

Designed to support your continuing professional development at the start of each unit, these explain how mathematical concepts link to each other. They help you to develop an **understanding of key misconceptions and teaching strategies** so that you can feel confident teaching each unit.



End-of-unit strengthen and deepen materials

Each unit contains materials to support children who need further support and those whose understanding can be deepened. These will help you to **keep the class together** and ensure depth of understanding before the class moves on.



Take an interactive walkthrough and book a demo

Take our interactive walkthrough with samples and videos
and register for a free demo in your school

pearsonglobalschools.com/powermathswalkthrough

Looking for mastery support?

Access **FREE** mastery support, blogs and webinars including
our Handy Little Guide to Maths Mastery at

community.pearsoninternationalschools.com